

Q2 2021 INVESTMENT REPORT



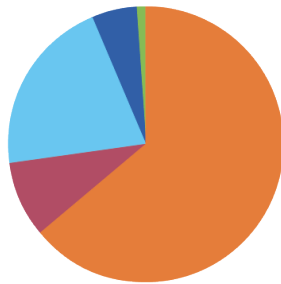
INVESTMENT POOL

ASSET ALLOCATION

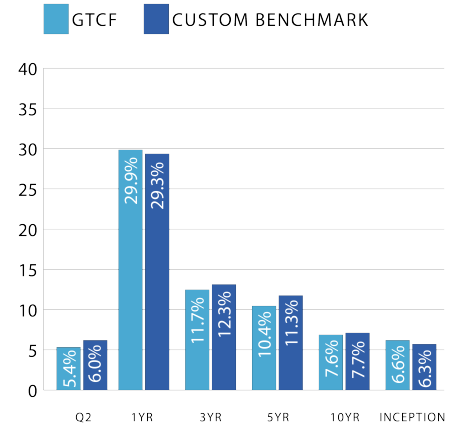
PERFORMANCE



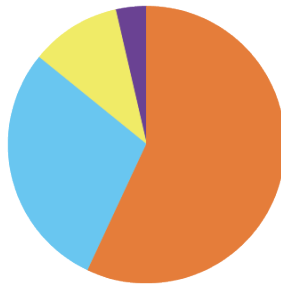
Long-Term Pool*



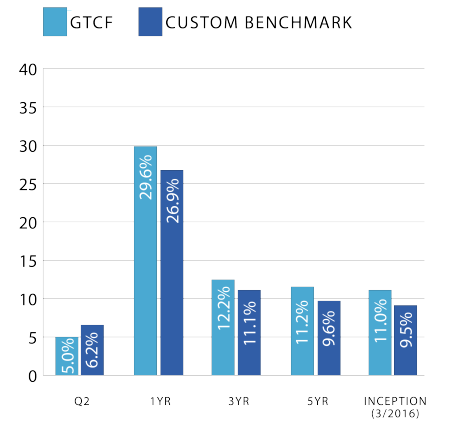
- Equity 64.1%
- Fixed Income 20.7%
- Private Capital 8.9%
- Real Estate 5.4%
- Cash 0.9%



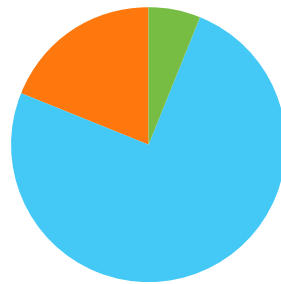
Socially Responsible (SRI) Pool



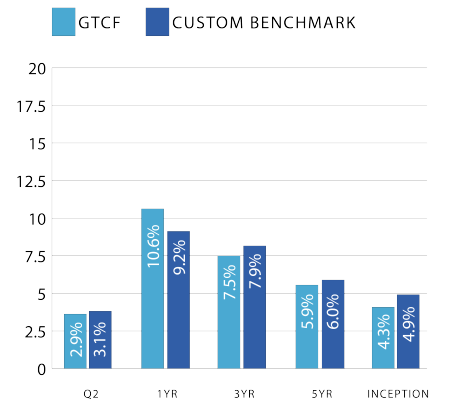
- Equity 57.1%
- Fixed Income 29.0%
- Real Assets 10.5%
- Diversifying Strategies 3.4%



Short-Term Pool



- Fixed Income 62.5%
- Equity 28.5%
- Cash 8.9%



Returns are net of fees for investment consulting and custodial services.

3, 5, and 10-year returns represent Annual Returns.

*Local impact investments may represent up to 3% of the portfolio, spread across real estate, fixed income, and equity.

The Low-Risk Pool returns are in line with the 90-Day Treasury Bill.