

Q3 2021 INVESTMENT REPORT



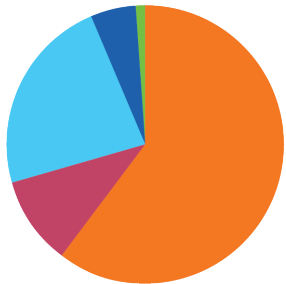
INVESTMENT POOL

ASSET ALLOCATION

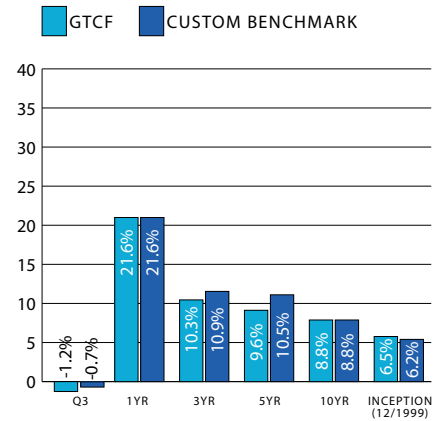
PERFORMANCE



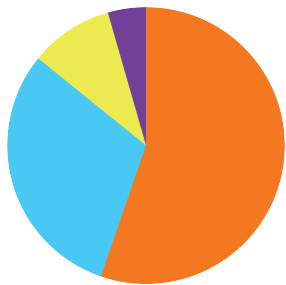
Long-Term Pool*



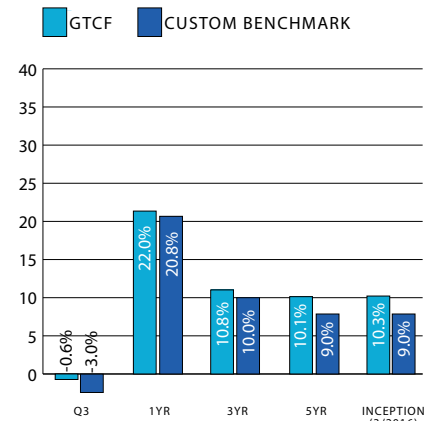
- Equity 60.5%
- Fixed Income 22.9%
- Private Capital 10.3%
- Real Estate 5.2%
- Cash 1.1%



Socially Responsible (SRI) Pool



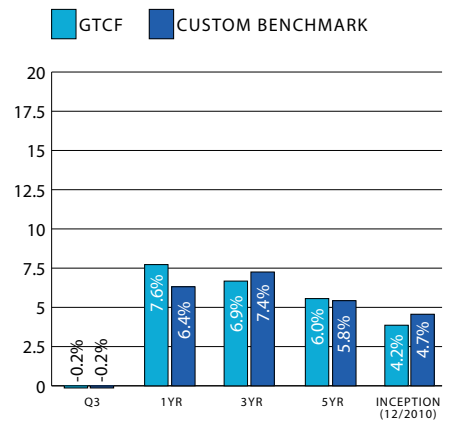
- Equity 55.4%
- Fixed Income 30.6%
- Real Assets 9.6%
- Diversifying Strategies 4.4%



Short-Term Pool



- Equity 24.8%
- Fixed Income 65.1%
- Cash 10.0%



Returns are net of fees for investment consulting and custodial services.

3, 5, and 10-year returns represent Annual Returns.

*Local impact investments may represent up to 3% of the portfolio, spread across real estate, fixed income, and equity.

The Low-Risk Pool returns are in line with the 90-Day Treasury Bill.