

Q4 2021 INVESTMENT REPORT



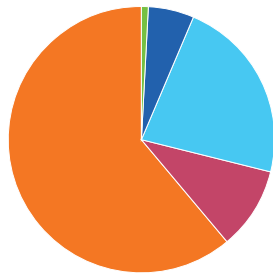
INVESTMENT POOL

ASSET ALLOCATION

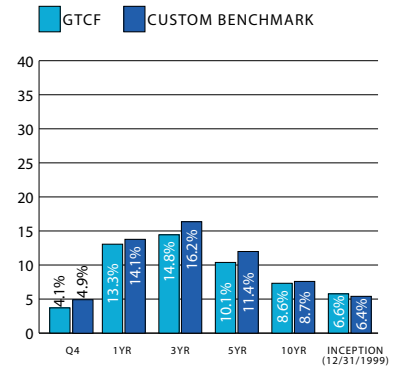
PERFORMANCE



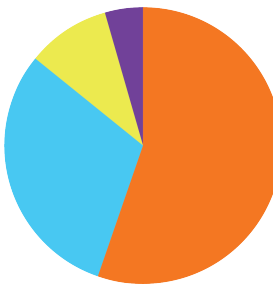
Long-Term Pool*



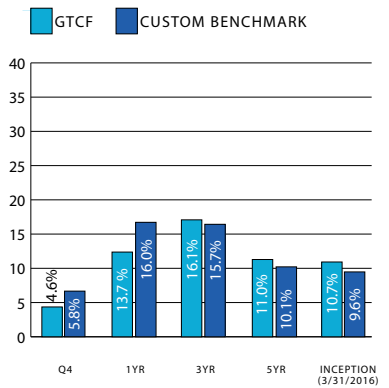
- Equity 61.1%
- Fixed Income 22.5%
- Private Capital 9.9%
- Real Estate 5.5%
- Cash 1.0%



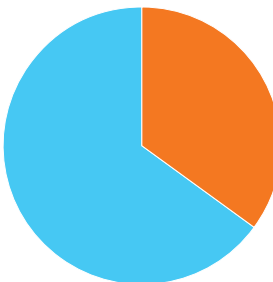
Socially Responsible (SRI) Pool



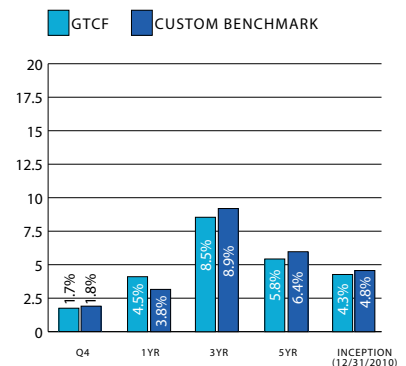
- Equity 55.6%
- Fixed Income 29.7%
- Real Assets 10.2%
- Diversifying Strategies 4.4%



Short-Term Pool



- Equity 35.1%
- Fixed Income 64.9%
- Cash 0.0%



Returns are net of fees for investment consulting and custodial services.

3, 5, and 10-year returns represent Annual Returns.

*Local impact investments may represent up to 3% of the portfolio, spread across real estate, fixed income, and equity.

The Low-Risk Pool returns are in line with the 90-Day Treasury Bill.